



**XORAZM VILOYATI  
STATISTIKA BOSHQARMASI**



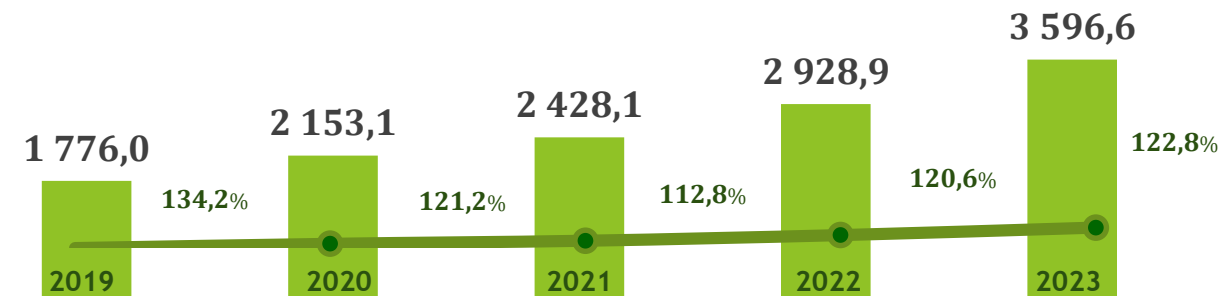
**NOMINAL  
HISOBLANGAN  
O'RTACHA OYLIK  
ISH HAQI**

*qishloq xo'jaligi va kichik tadbirkorlik  
subyektlarisiz, dastlabki ma'lumotlar*

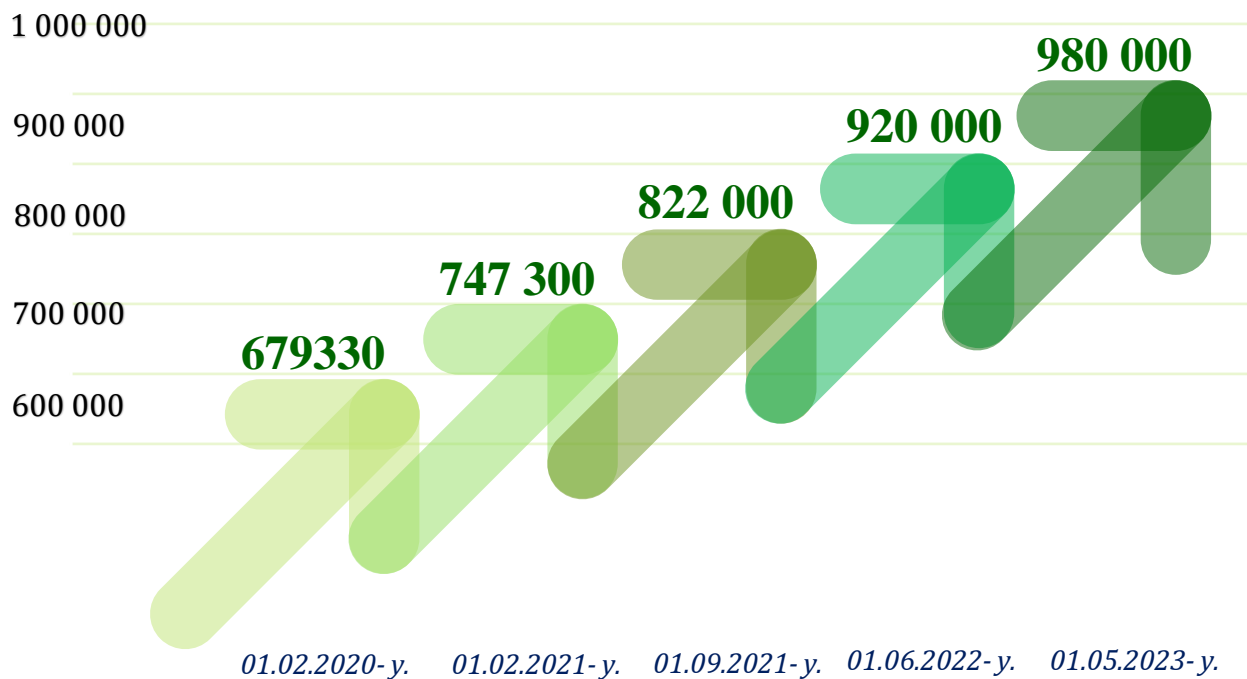
*2023 - yil yanvar- iyun*

## O'rtacha oylik ish haqining yillar kesimidagi dinamikasi

yanvar- iyun, o'sish darajasi o'tgan yilning mos davriga nisbatan, ming so'mda



## Mehnatga haq to'lashning eng kam miqdori dinamikasi, so'mda



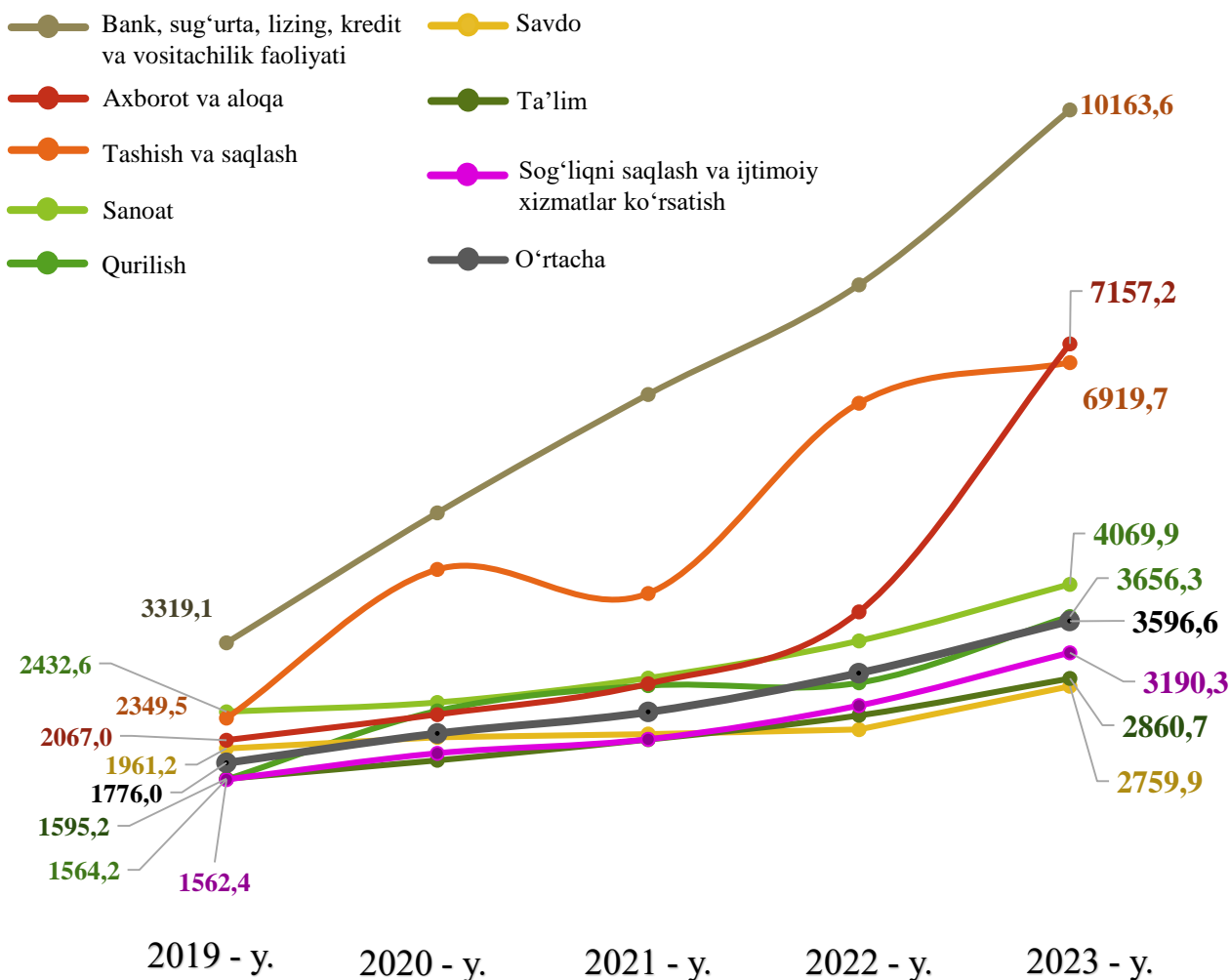
**Ma'lumot uchun:** Mehnatga haq to'lashning eng kam miqdoriga 2023 - yil 1 - maydan o'zgartirish kiritildi hamda **980,0 ming so'mga** yetkazildi.

2023 - yil yanvar-iyun oylari uchun o'rtacha oylik ish haqi ko'rsatkichini shakllantirishda qishloq xo'jaligi va kichik tadbirkorlik subyektlari **hisobga olinmagan**, chunki fermer xo'jaliklari hamda kichik tadbirkorlik subyektlari **yilda bir marta** hisobot taqdim etishi belgilangan.

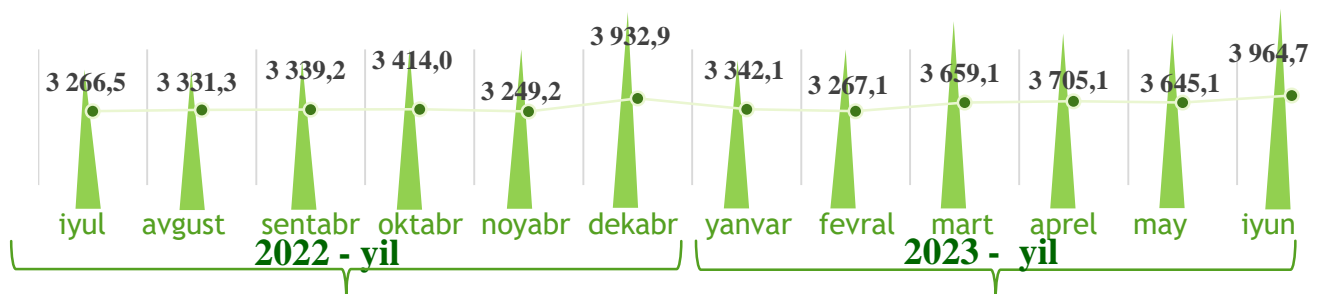
Yuridik shaxs maqomiga ega bo'lgan korxonalar va tashkilotlarda ishlovchi xodimlarning o'rtacha oylik nominal hisoblangan ish haqlari (keyingi o'rinlarda – o'rtacha oylik ish haqi) har bir iqtisodiy faoliyat turlarida turlicha farqlanadi.

O'rtacha oylik nominal hisoblangan ish haqi tarkibiga qo'shimcha to'lovlar, mukofot pullari, rag'batlantiruvchi to'lovlar, kompensatsiya va ishlamagan vaqti uchun to'lovlar, shuningdek, jismoniy shaxslardan olinadigan daromad solig'i va kasaba uyushmasiga ajratmalar kiradi.

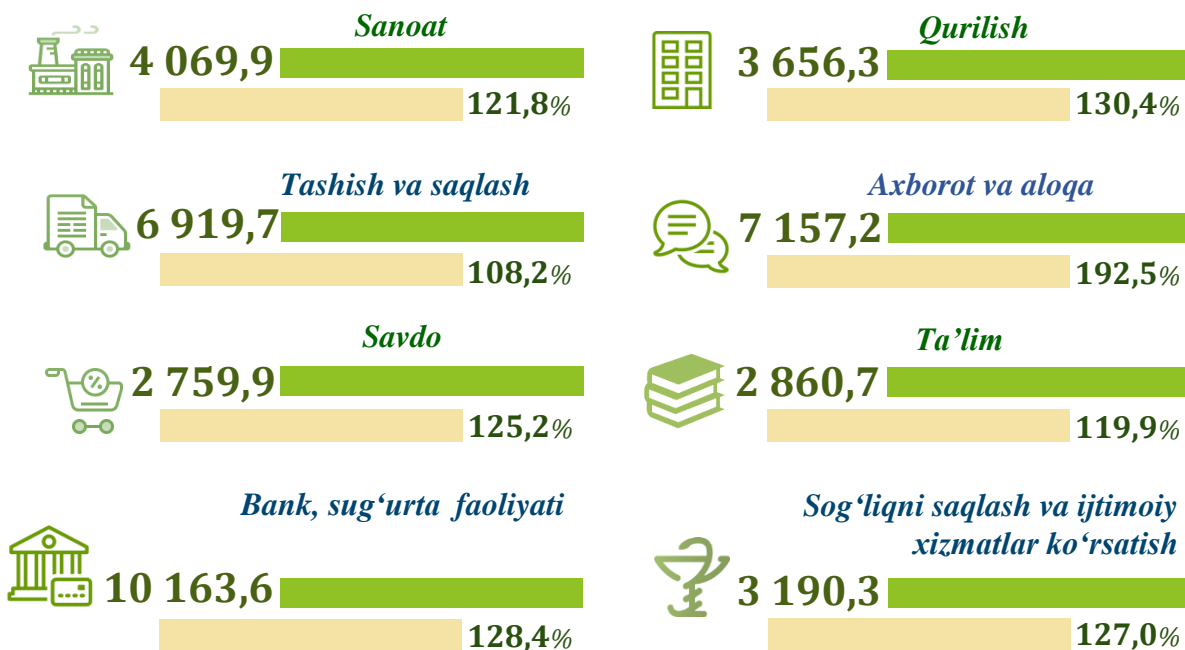
## O'rtacha oylik ish haqining tarmoqlar bo'yicha o'zgarish dinamikasi, yanvar- iyun, ming so'm



## 2022 -2023- yilda o'rtacha oylik ish haqining oylar kesimidagi dinamikasi, ming so'm



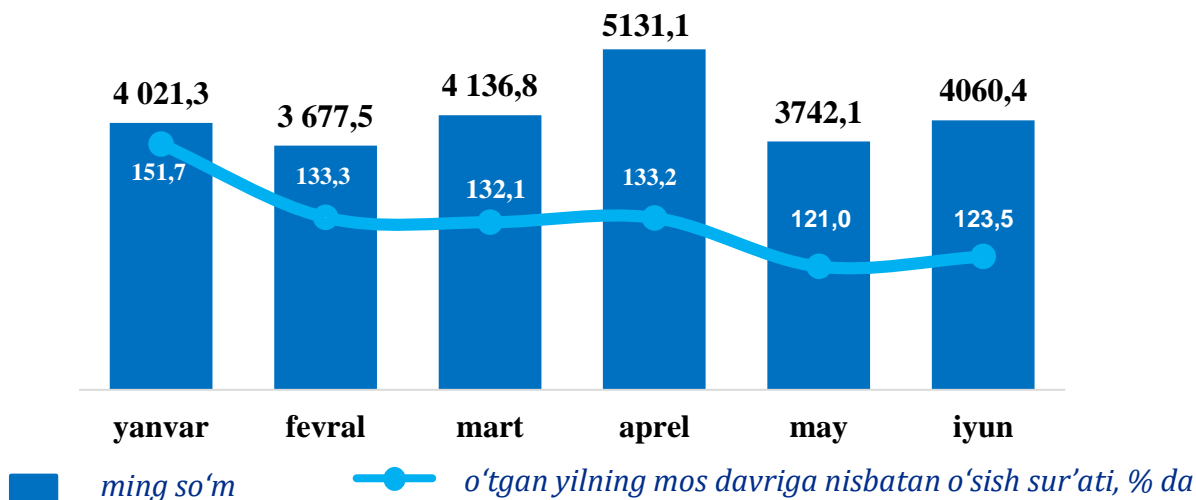
## Iqtisodiy faoliyat turlari kesimida o'rtacha oylik ish haqi, ming so'm



2023 - yil yanvar- iyun oylarida iqtisodiy faoliyat turlari bo'yicha o'rtacha oylik ish haqining eng baland ko'rsatkichi – axborot va aloqa faoliyati sohasiga to'g'ri kelib, o'tgan yilning mos davriga nisbatan o'sish darajasi **192,5 %** ni tashkil etdi.

Shuningdek, qurilish sohasida **130,4 %**, bank, sug'urta faoliyatida **128,4 %**, sog'liqni saqlash va ijtimoiy xizmatlar ko'rsatish sohasida **127,0 %**, savdo sohasida **125,2 %**, sanoat sohasida **121,8 %** hamda ta'lim sohasida **119,9 %**ga o'sganligini ko'rishimiz mumkin.

## SANOAT SOHASIDA O‘RTACHA OYLIK ISH HAQI



### Sanoatning asosiy tarmoqlari bo‘yicha o‘rtacha oylik ish haqi, ming so‘m



**4 015,3**

Ishlab chiqarish  
sanoati



**2 069,8**

Suv bilan ta‘minlash,  
kanalizatsiya tizimi,  
chiqindilarni yig‘ish  
va utilizatsiya qilish

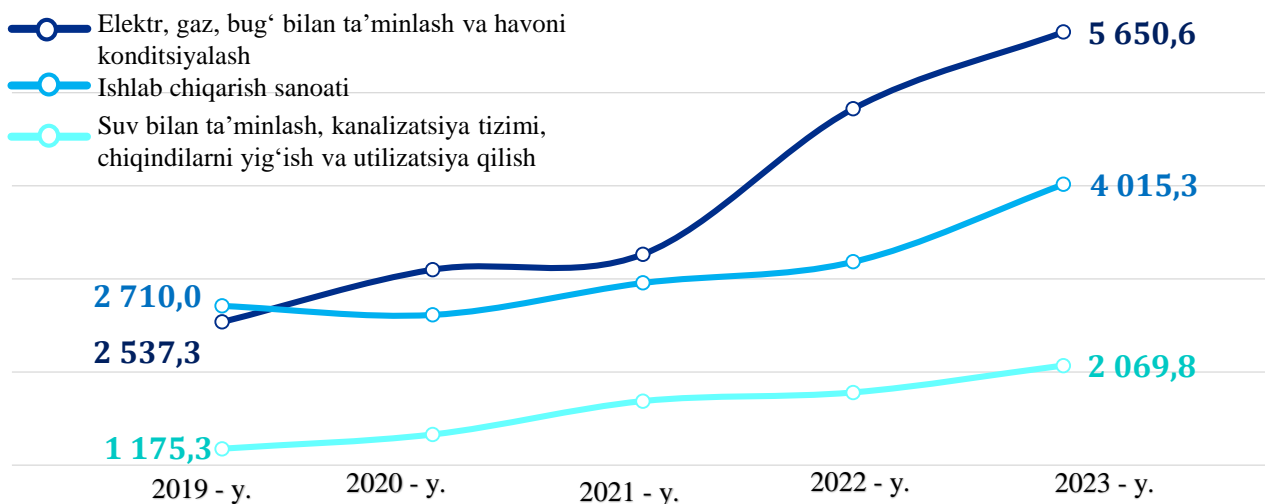


**5 650,6**

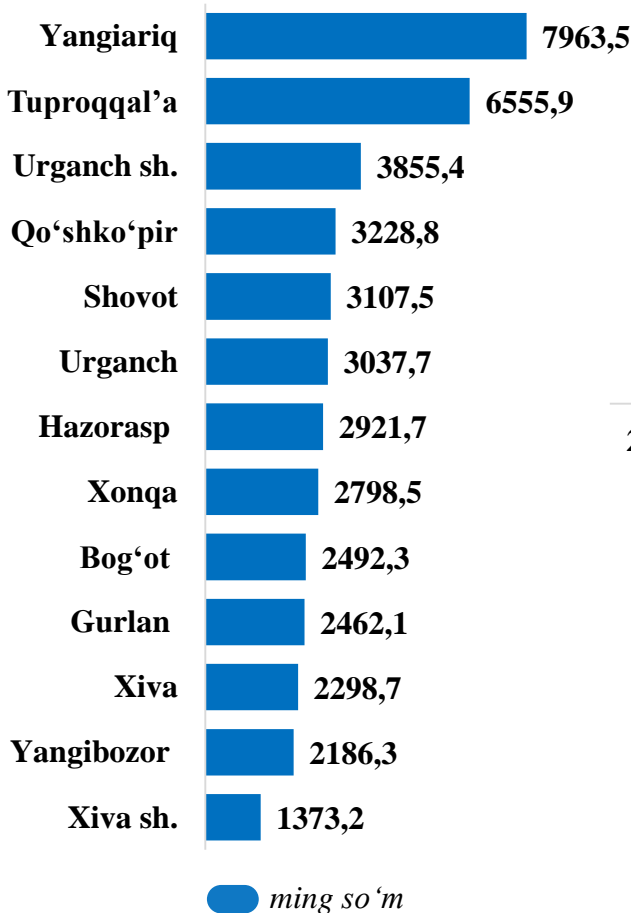
Elektr, gaz, bug‘  
bilan ta‘minlash va  
havoni konditsiyalash

Sanoatning asosiy tarmoqlari bo‘yicha o‘rtacha oylik ish haqining eng yuqori ko‘rsatkichi elektr, gaz, bug‘ bilan ta‘minlash va havoni konditsiyalash (**5 650,6 ming so‘m**) hamda ishlab chiqarish sanoati (**4 015,3 ming so‘m**)da kuzatildi.

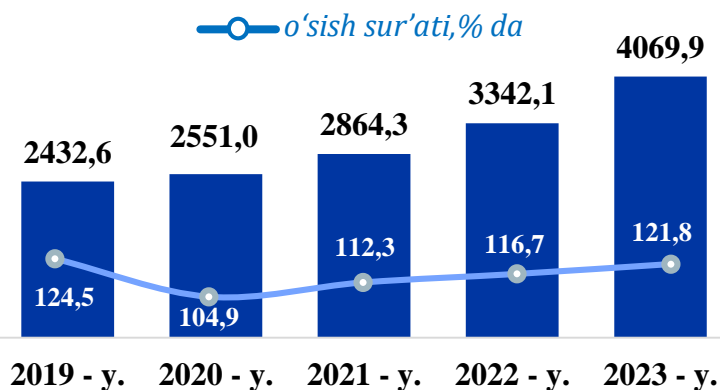
## Sanoat sohasida tarmoqlar bo'yicha ish haqi o'zgarishi dinamikasi



## Shahar va tumanlar kesimida

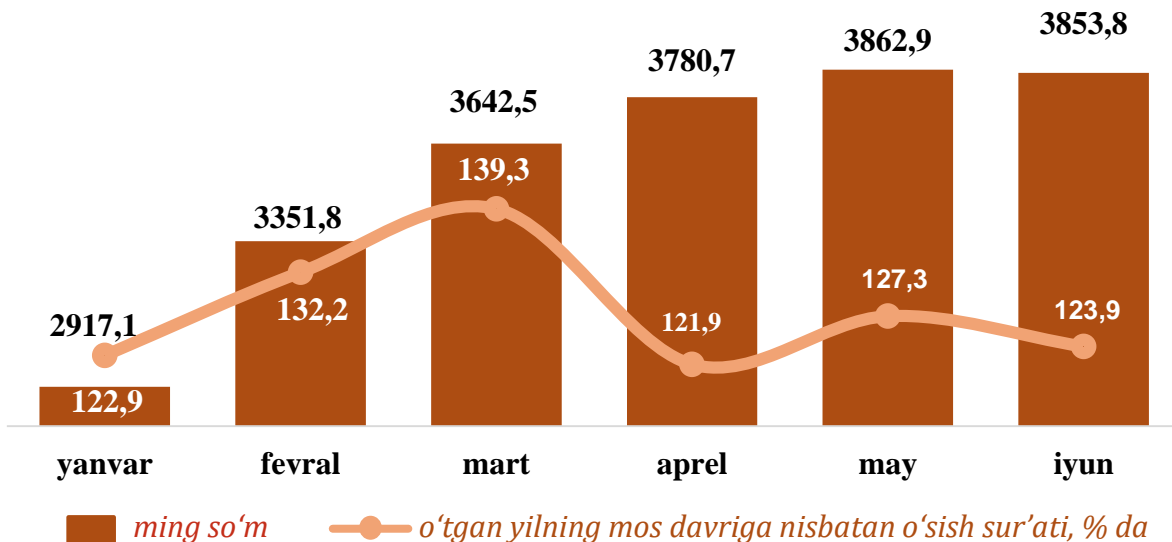


## O'rtacha oylik ish haqining yillar kesimidagi dinamikasi, ming so'm

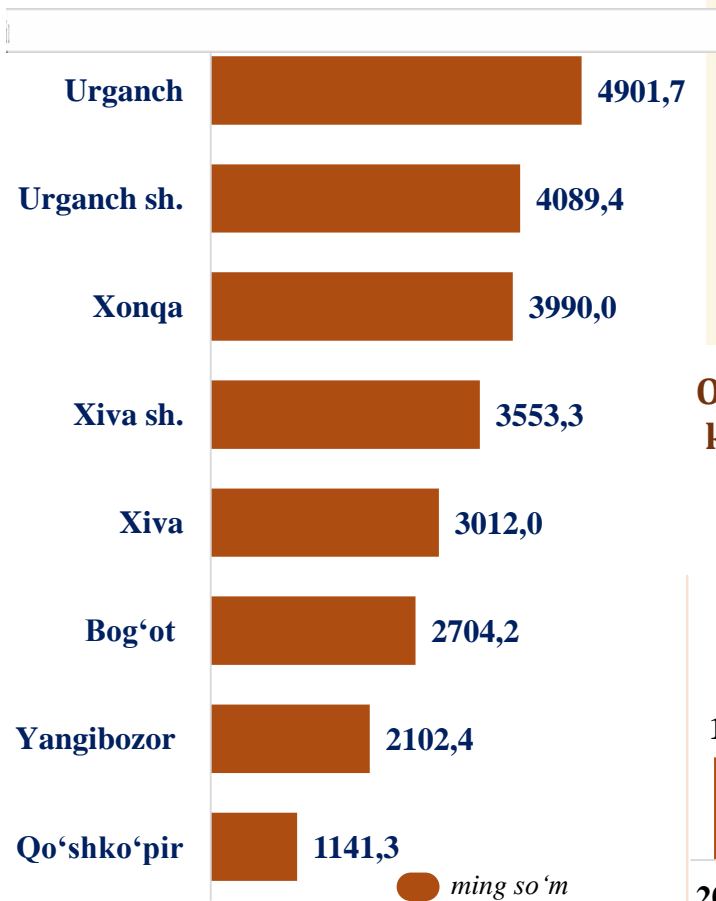


Sanoat iqtisodiy faoliyat turi bo'yicha o'rtacha oylik ish haqining eng yuqori ko'rsatkichi Yangiariq (7963,5 ming so'm) va Tuproqqal'a tumanida (6555,9 ming so'm) Urganch shahri (3855,4 ming so'm), Qo'shko'pir (3228,8 ming so'm) hamda Shovot tumanlarida (3107,5 ming so'm) kuzatildi.

## QURILISH SOHASIDA O'RTACHA OYLIK ISH HAQI

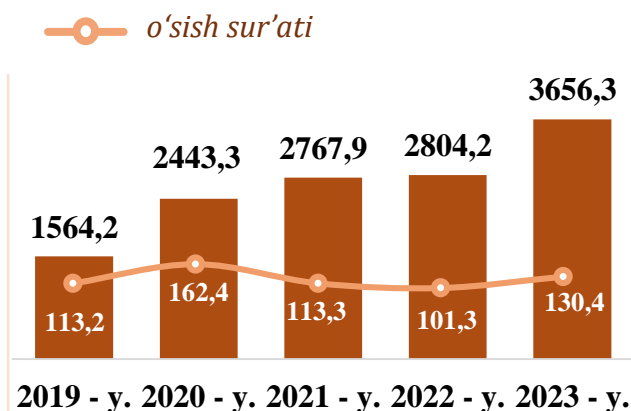


### Shahar va tumanlar kesimida

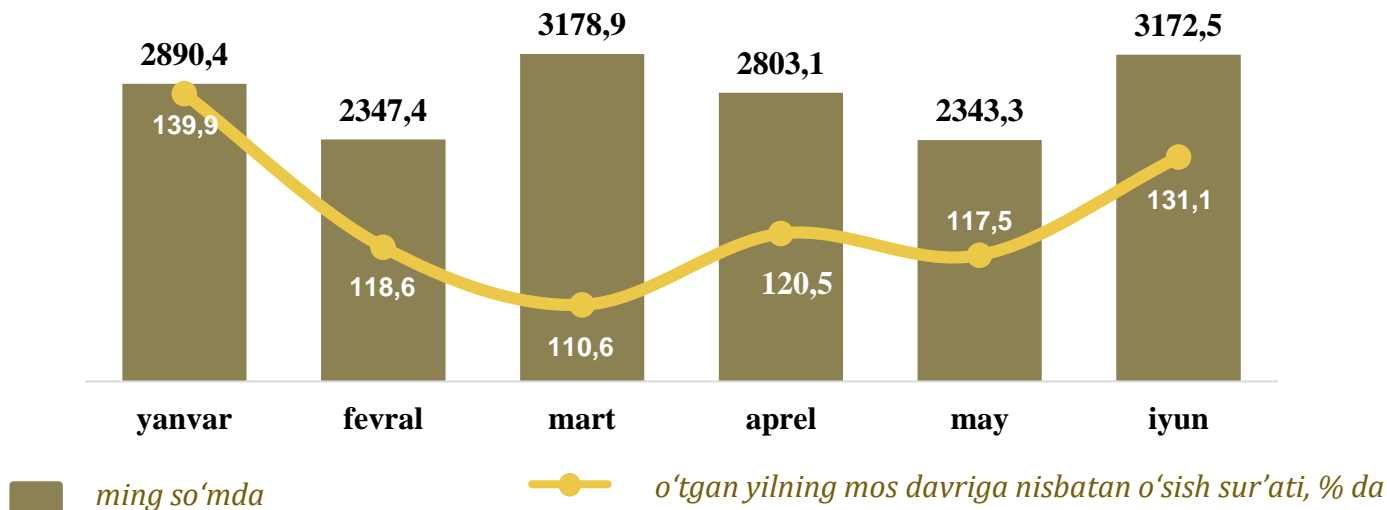


Qurilish faoliyat turi bo'yicha o'rtacha oylik ish haqining eng yuqori ko'rsatkichi Urganch tumanida (**4901,7 ming so'm**), Urganch shaharda (**4089,4 ming so'm**), Xonqa tumanida (**3990,0 ming so'm**) qayd etildi.

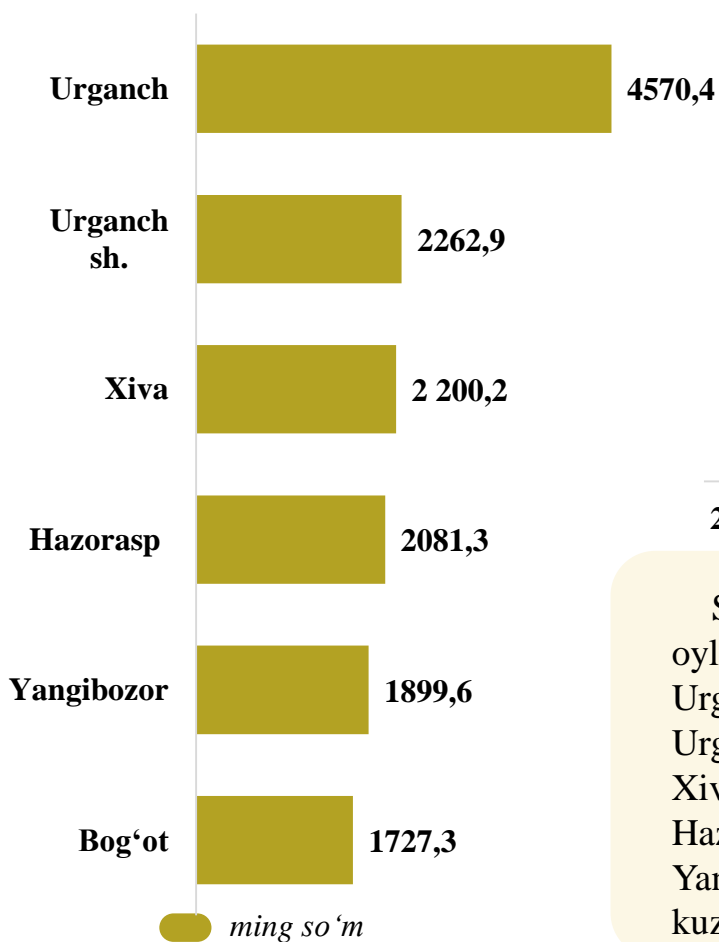
### O'rtacha oylik ish haqining yillar kesimidagi dinamikasi, ming so'm



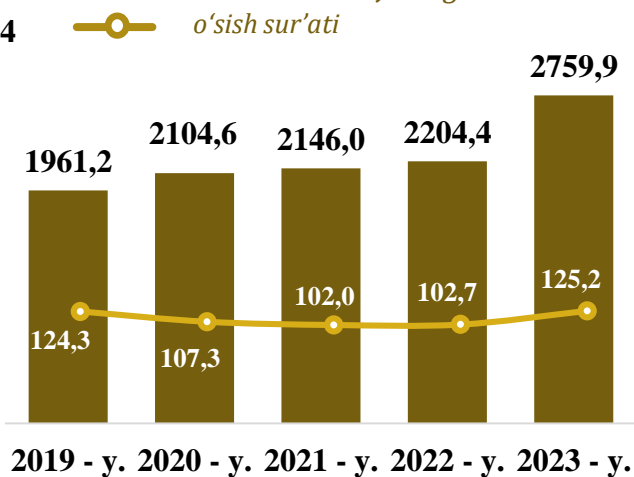
## SAVDO SOHASIDA O‘RTACHA OYLIK ISH HAQI



### Shahar va tumanlar kesimida



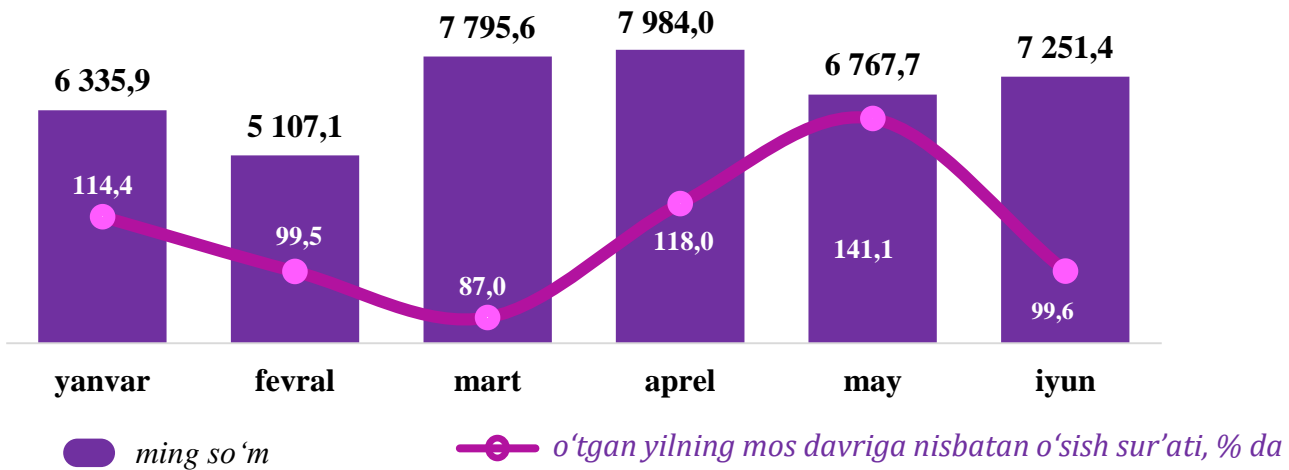
### O‘rtacha oylik ish haqining yillar kesimidagi dinamikasi, ming so‘m



Savdo faoliyat turi bo‘yicha o‘rtacha oylik ish haqining eng yuqori ko‘rsatkichi Urganch tumanida (**4570,4 ming so‘m**), Urganch shahrida (**2262,9 ming so‘m**), Xiva tumanida (**2200,2 ming so‘m**), Hazorasp tumanida (**2081,3 ming so‘m**), Yangibozor tumanida (**1899,6 ming so‘m**) kuzatildi.



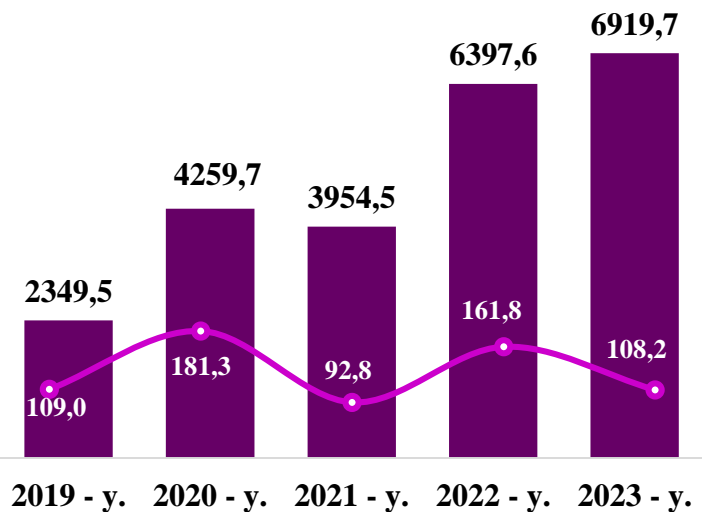
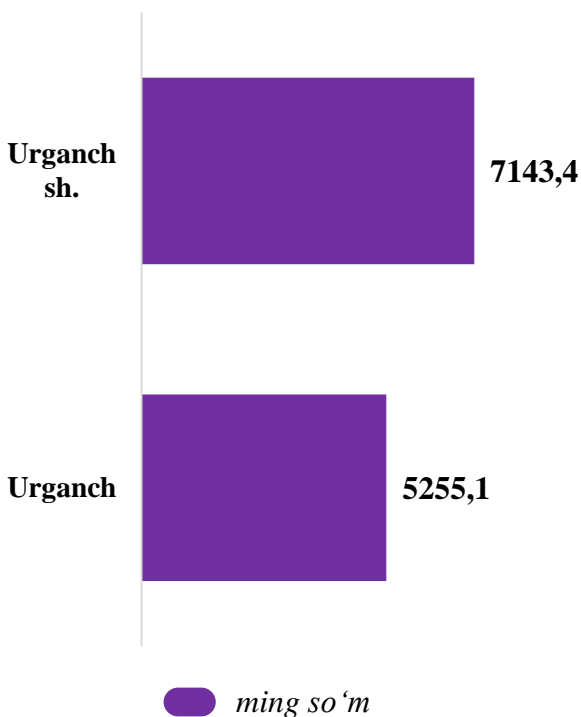
## TASHISH VA SAQLASH SOHASIDA O'RTACHA OYLIK ISH HAQI



### O'rtacha oylik ish haqining yillar kesimidagi dinamikasi, ming so'm

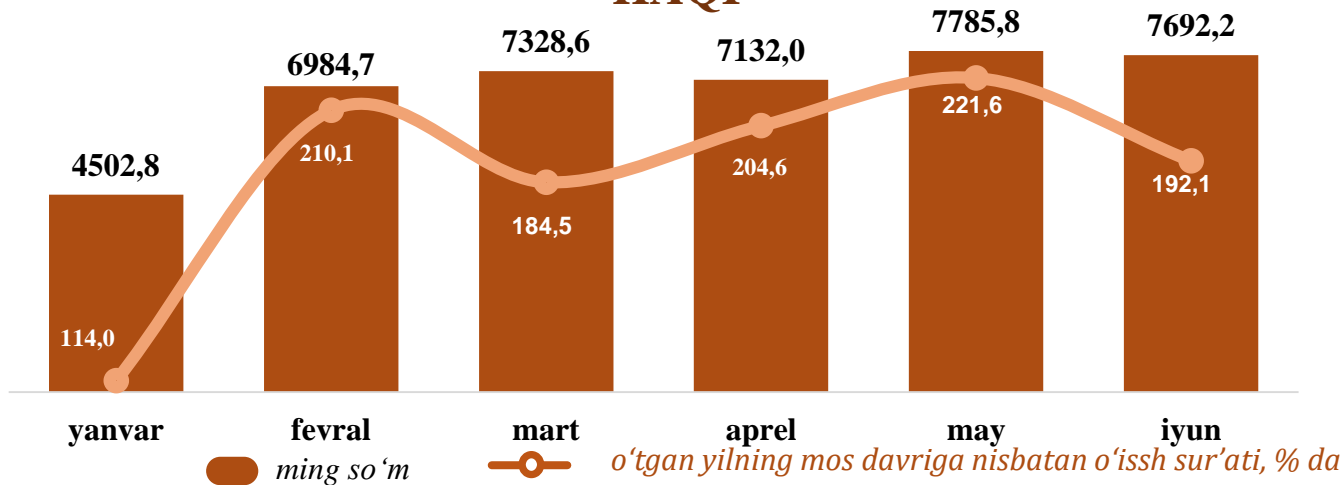
o'sish sur'ati

### Shahar va tumanlar kesimida

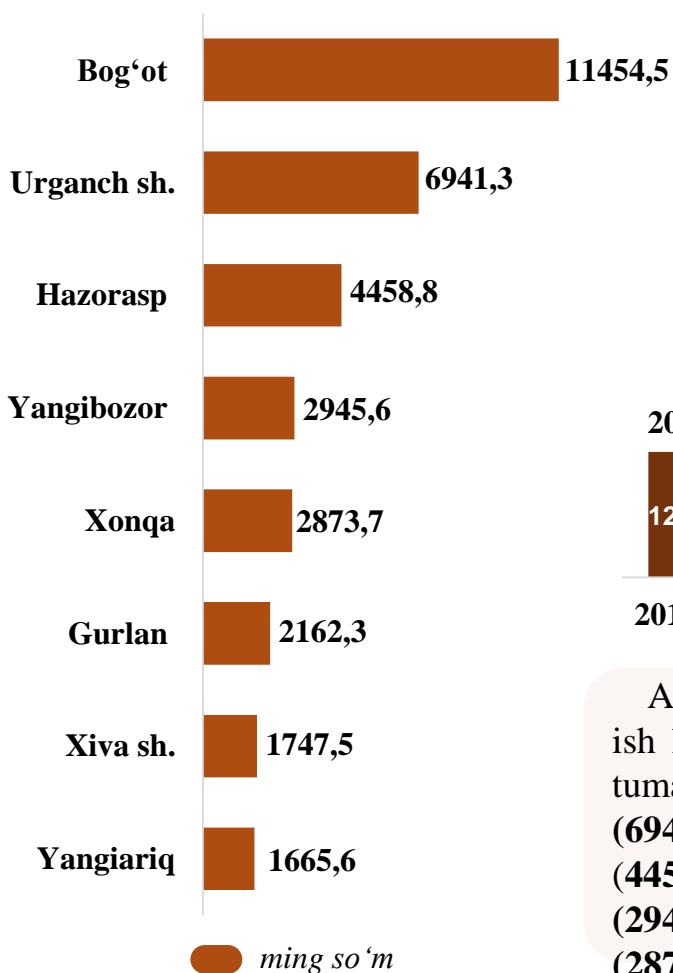


Tashish va saqlash iqtisodiy faoliyat turi bo'yicha o'rtacha oylik ish haqining eng yuqori ko'rsatkichi Urganch shahrida (**7143,4 ming so'm**) va Urganch tumanida (**5255,1 ming so'm**) kuzatildi.

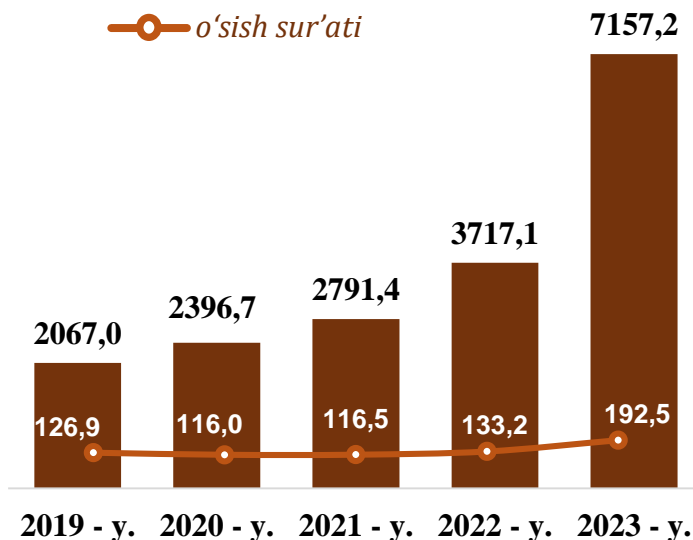
## AXBOROT VA ALOQA SOHASIDA O'RTACHA OYLIK ISH HAQI



### Shahar va tumanlar kesimida

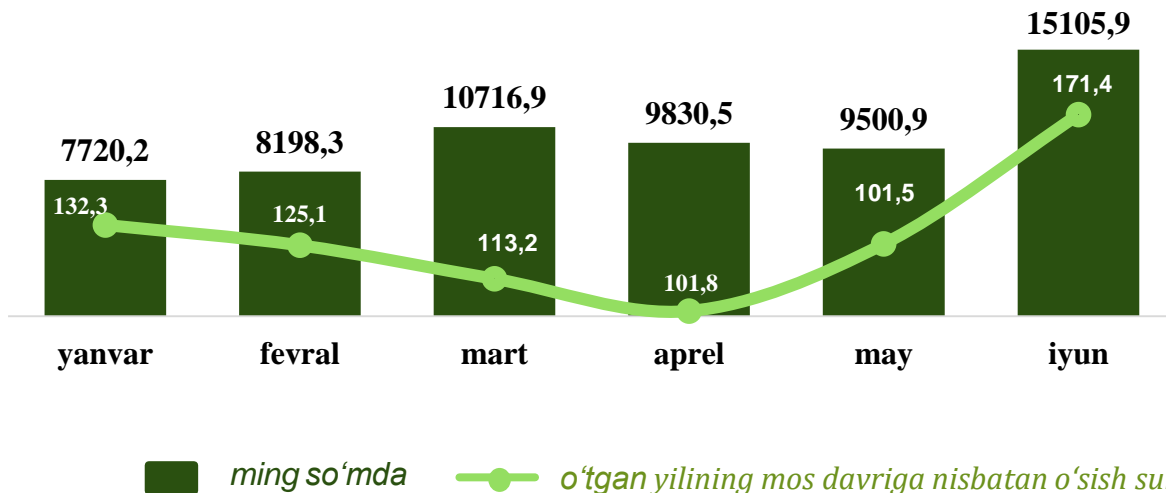


### O'rtacha oylik ish haqining yillar kesimidagi dinamikasi, ming so'm

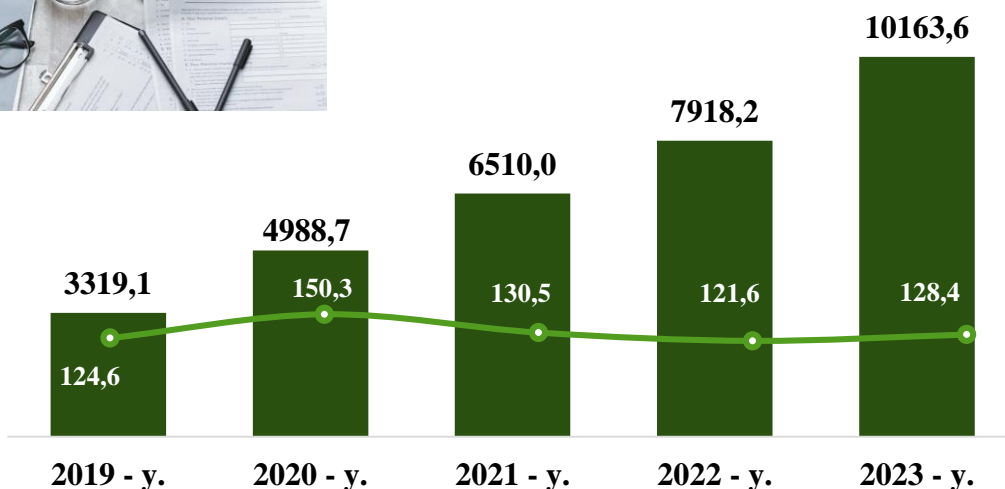


Axborot va aloqa sohasida o'rtacha oylik ish haqining eng yuqori ko'rsatkichi Bog'ot tumani (11454,5 ming so'm), Urganch shahri (6941,3 ming so'm), Hazorasp tumani (4458,8 ming so'm), Yangibozor tumani (2945,6 ming so'm) hamda Xonqa tumanida (2873,7 ming so'm) kuzatildi.

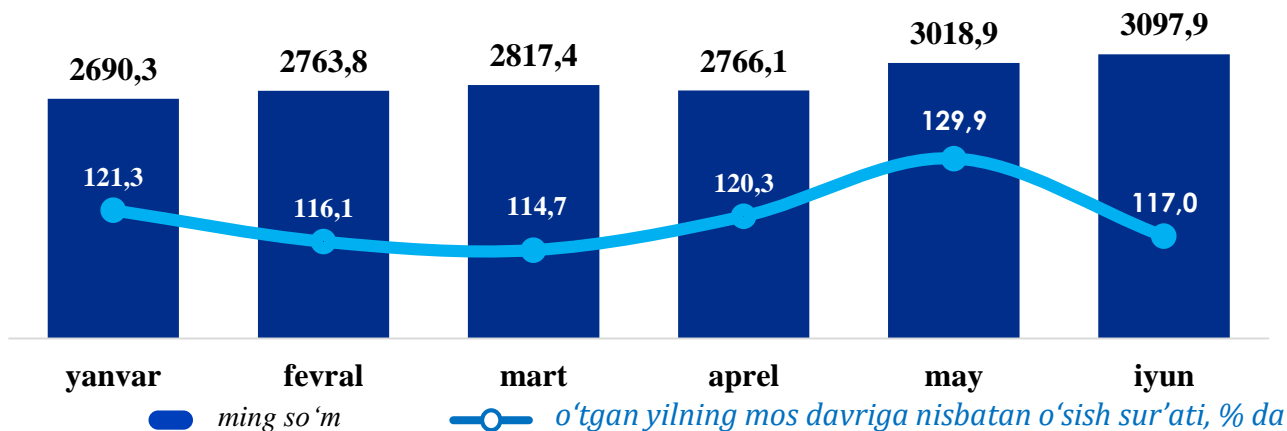
## BANK VA SUG'URTA SOHASIDA O'RTACHA OYLIK ISH HAQI



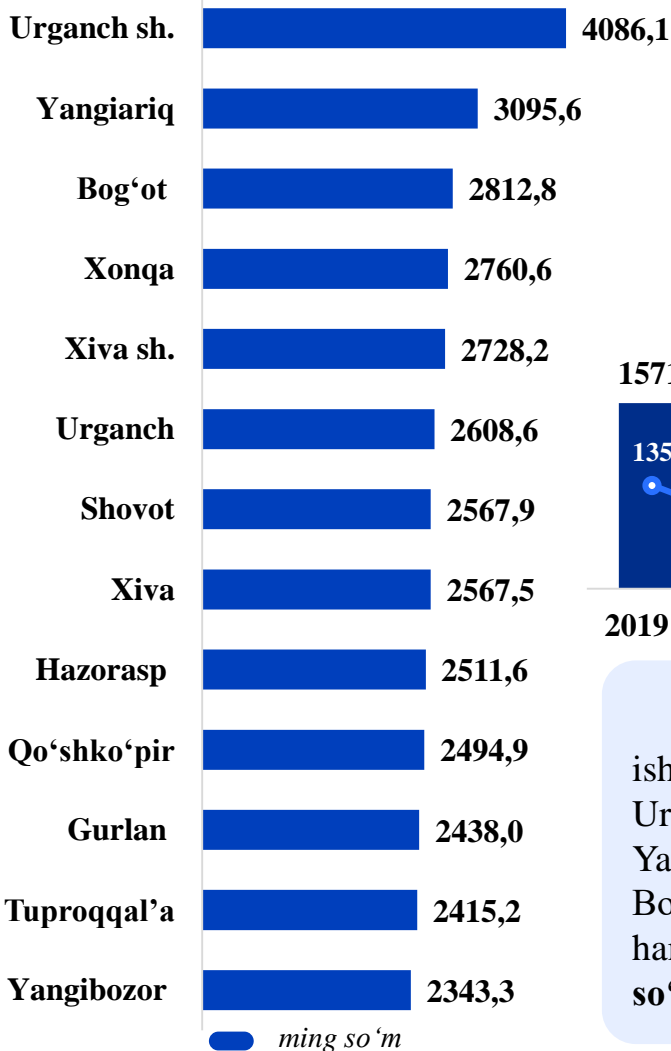
### O'rtacha oylik ish haqining yillar kesimidagi dinamikasi, ming so'm



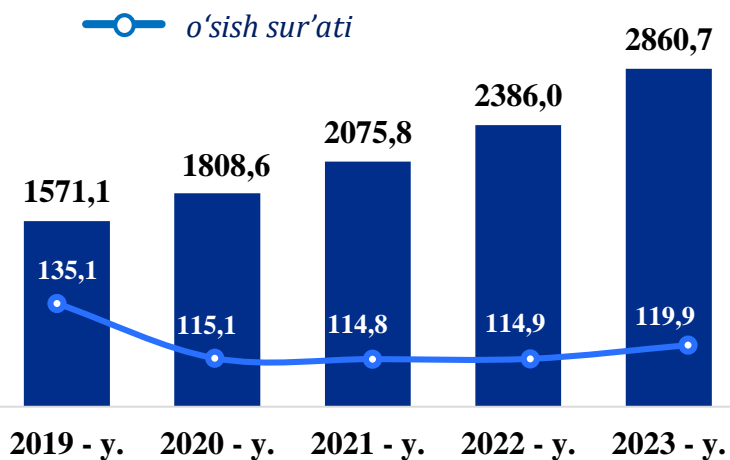
## TA'LIM SOHASIDA O'RTACHA OYLIK ISH HAQI



### Shahar va tumanlar kesimida

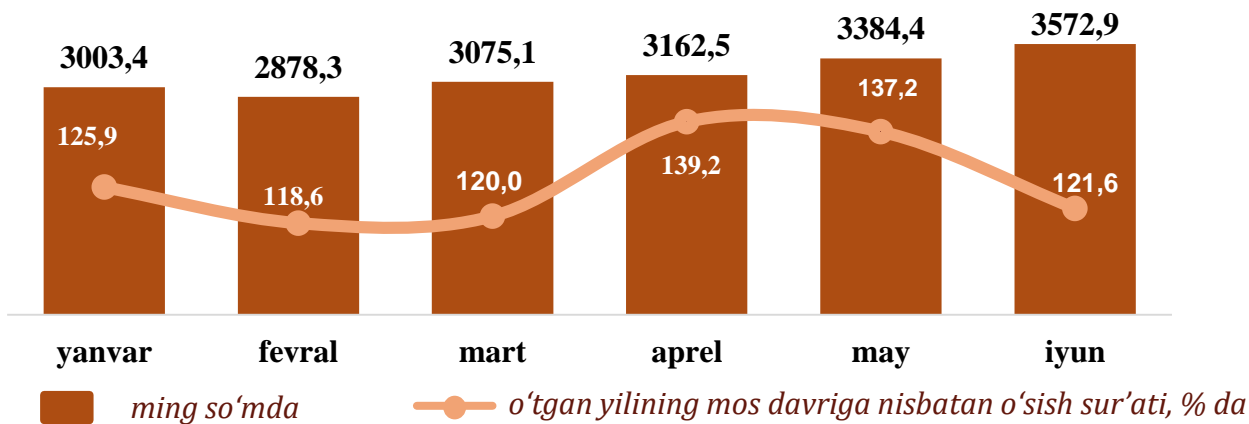


### O'rtacha oylik ish haqining yillar kesimidagi dinamikasi, ming so'm

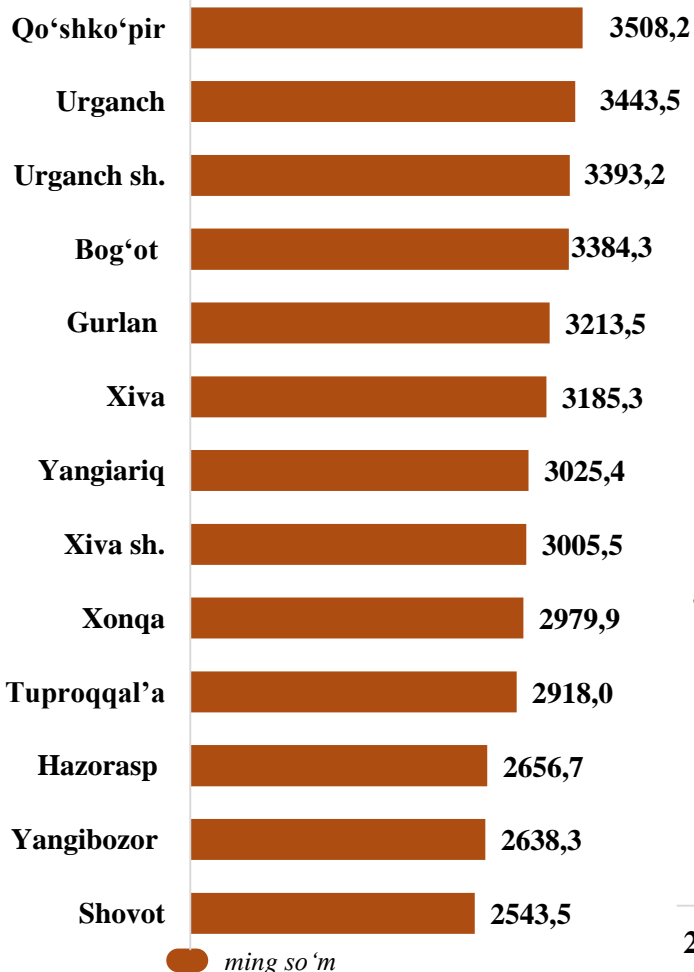


Ta'lim sohasi bo'yicha o'rtacha oylik ish haqining eng yuqori ko'rsatkichi Urganch shahri (**4086,1 ming so'm**), Yangiariq tumani (**3095,6 ming so'm**), Bog'ot tumani (**2812,8 ming so'm**) hamda Xonqa tumanida (**2760,6 ming so'm**) kuzatildi.

## SOG‘LIQNI SAQLASH VA IJTIMOY XIZMATLAR KO‘RSATISH SOHASIDA O‘RTACHA OYLIK ISH HAQI

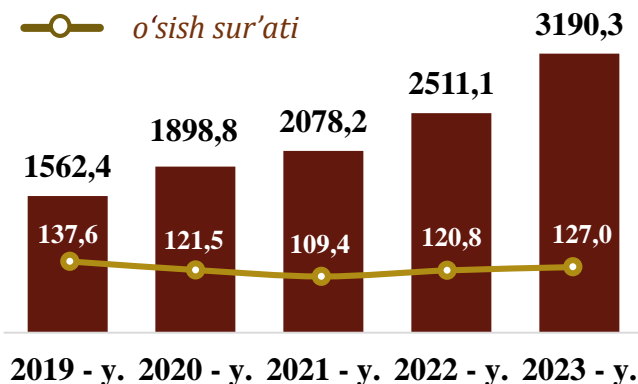


### Shahar va tumanlar kesimida



Sog‘liqni saqlash va ijtimoiy xizmatlar ko‘rsatish sohasining faoliyati turi bo‘yicha o‘rtacha oylik ish haqining eng yuqori ko‘rsatkichi Qo‘shko‘pir tumani (3508,2 ming so‘m), Urganch tumani (3443,5 ming so‘m), Urganch shahri (3393,2 ming so‘m) hamda Bog‘ot tumanida (3384,3 ming so‘m) kuzatildi.

### O‘rtacha oylik ish haqining yillar kesimidagi dinamikasi, ming so‘m



## DEMOGRAFIYA VA MEHNAT STATISTIKASI BO‘LIMI

**Nominal hisoblangan ish haqi** – ma’lum bir davr (soat, oy, yil) mobaynida xodim tomonidan ishlab chiqarilgan mahsulot (bajarilgan ish yoki ko‘rsatilgan xizmat) evaziga ish beruvchilar tomonidan, amaldagi qonun hujjatlariga asoslangan holda, soliq va boshqa to‘lovlarni o‘z ichiga oluvchi yollanma xodimning mehnatiga haq to‘lash tarzida jismoniy shaxsga pul shaklida hisoblangan daromadlardan iborat.



Tel.: 62 224-65-08